

# BADOTHERM PRESSURE GAUGES

## All Stainless Steel Construction

## Robust, designed for severe operating conditions

BDT 183 series, accuracy 1,0% F.S.

Grade 1A and 1.6% F.S. Grade A (2-1-2)

Dry or Liquid Filled, Acrylic lens

**Quality  
Pressure Gauge**

model	dia mm	dia inches	connection	accuracy
BDT 183A63	63	2 1/2"	lower mount (lm)	1.6%
BDT 183D63	63	2 1/2"	lower back mount (lbm)	1.6%
BDT 183A100	100	4"	lower mount (lm)	1.0%
BDT 183A150	160	6"	lower mount (lm)	1.0%

### Options

019039	Front Flange (63mm)
019091	Clampring (63mm)
P13210001	Front Flange (100mm)
P13406302	U-Clamp(63mm) fits on connection
P02209	Security glass lens (63mm)
P02204	Security glass lens (100mm)
P01406310	Max or Min pointer (63mm)
P01406311	Max or Min pointer (100mm)
P0140631Z	Max or Min pointer (160mm)

- Case: 304 AISI Stainless Steel
- Bayonet: 304 AISI Stainless Steel
- Dial: aluminium, white background, black graduations (psi) and blue (kPa)
- Range: double, psi and kPa (others available, mbar, bar, etc).
- Resolution: 1/2 division
- Bourdon tube assembly: 316L AISI Stainless Steel
- Connection: 316L AISI Stainless Steel, 1/4"NPT ( 63 and 100mm) or 1/2"NPT (100mm et 160mm), with restriction screw
- Ambiente fonctionnelle: 25 à 60 °C (sec ou avec glycérine diluée)  
15 à 60 °C (glycérine pure)
- Process Temperature: -25 to 400 °C (dry), +15 to 65 °C (pure glycerine),  
-25 to 65 °C (diluted glycerine )

### Other options

- U Clamp (from factory)
- Votre logo sur le cadran (quantité minimale requise)
- Customized range (minimum quantity required);  
example Tons or pounds-force
- Special size connection, NPT, BSP, SAE
- 50mm / 80mm
- Special Fill : Silicon oil

### Order code



Model -Connection size (4=1/4"NPT or 2=1/2"NPT) + range code

### Exemple :

BDT 183A100 - 4 23 = 100 mm, 1/4"NPT, 0/100 psi kPa

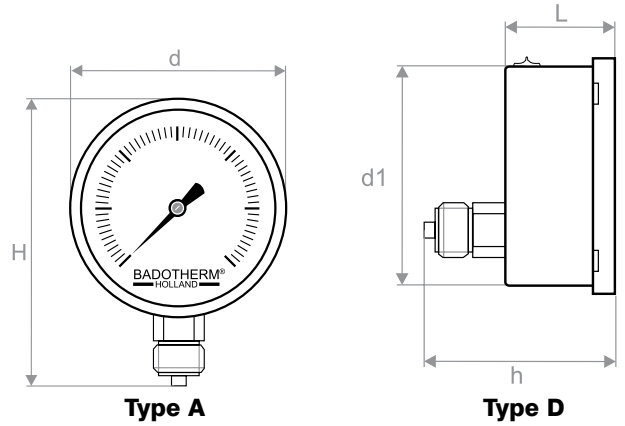
**See other page** →



# BADOTHERM PRESSURE GAUGES

## 63mm Range codes

Range Code	Range "Hg and psi	Range kPa	Divisions "Hg	Divisions psi	Divisions kPa
01	-30/0"Hg	-100/0	1		5
05	-30/0/15	-100/0/100	2	0.5	5
06	-30/0/30	-100/0/200	2	1	10
07	-30/0/60	-100/0/420	2	1.2	20
08	-30/0/100	-100/0/700	5	1.5	20
10	-30/0/160	-100/0/1100	5	5	50
11	-30/0/200	-100/0/1400	5	5	50
12	-30/0/300	-100/0/2100	5	5	50
17	0/15	0/100		0.2 (0.5)	2 (5)
20	0/30	0/200		0.5	5
22	0/60	0/420		2	20
23	0/100	0/700		5	20
25	0/160	0/1100		5	50
26	0/200	0/1400		5	50
27	0/300	0/2100		5	50
29	0/500	0/3500		20	100
30	0/600	0/4000		20	100
32	0/1000	0/7000		50	100
33	0/1500	0/10000		50	200
35	0/2000	0/14000		50	200
36	0/3000	0/21000		100	1000
38	0/5000	0/35000		100	1000
39	0/6000	0/40000		200	1000
41	0/10000	0/70000		500	2000
42	0/15000	0/100000		500	2000

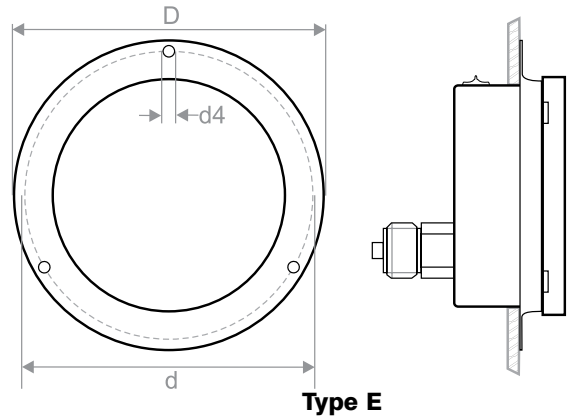


## Pressure Gauges Dimensions

Dial	d	d1	L	H	h	Weight (kg)
63mm	68	63	30	87	58	0.20
100mm	110	100	49	140	89	0.53
160mm	160	149	50	198	92	1.02

## 100 mm Range codes

Range code	Range "Hg et psi	Range kPa	Divisions "Hg	Divisions psi	Divisions kPa
01	-30/0"Hg	-100/0	0,2		1
05	-30/0/15	-100/0/100	1	0.5	2
06	-30/0/30	-100/0/200	1	0.5	2
07	-30/0/60	-100/0/420	1	0.5	5
08	-30/0/100	-100/0/700	2	1	10
10	-30/0/160	-100/0/1100	5	5	20
11	-30/0/200	-100/0/1400	5	2	20
12	-30/0/300	-100/0/2100	5	5	50
17	0/15	0/100		0.1	2
20	0/30	0/200		0.2	2
22	0/60	0/400		0.5	5
23	0/100	0/700		1	10
25	0/160	0/1100		2	20
26	0/200	0/1400		2	20
27	0/300	0/2100		5	50
28	0/500	0/2800		5	50
30	0/600	0/4000		10	100
32	0/1000	0/7000		10	100
33	0/1500	0/10000		20	200
35	0/2000	0/14000		20	200
36	0/3000	0/21000		50	500
37	0/4000	0/28000		50	500
38	0/5000	0/35000		50	500
39	0/6000	0/40000		100	1000
41	0/10000	0/70000		100	1000
42	0/15000	0/100000		200	2000

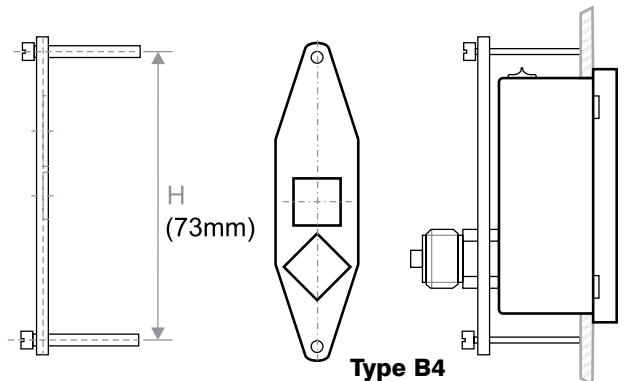


## Dimensions

Dial	D	d	d4h
40mm	62	51	3.5
50mm	71	60	3.5
63mm	85	75	3.5
80mm	110	95	4.8
100mm	132	118	6.0
160mm	196	178	6.0

## 160 mm Range codes

Range code	Range "Hg and psi	Range kPa	Divisions "Hg	Divisions psi	Divisions kPa
01	-30/0"Hg	-100/0	0.2		1
06	-30/0/30	-100/0/200	1	1	5
17	0/15	0/100		0.5	2
20	0/30	0/200		1	5
22	0/60	0/420		1	10
23	0/100	0/700		2	10
25	0/160	0/1100		2	10
26	0/200	0/1400		5	20
27	0/300	0/2100		5	50
28	0/500	0/2800		10	100
30	0/600	0/4000		10	100
32	0/1000	0/7000		20	200
33	0/1500	0/10000		20	200
35	0/2000	0/14000		50	200
36	0/3000	0/21000		50	500
38	0/5000	0/35000		100	500
39	0/6000	0/40000		100	1000
41	0/10000	0/70000		100	1000
42	0/15000	0/100000		200	2000



## U Front Flange Dimensions

Diameter H (mm)	Height
63	73
100	112
1zz60	162